




ارائه شده توسط:

سایت ترجمه فا

مرجع جدیدترین مقالات ترجمه شده

از نشریات معتبر



The role of wisdom leadership in increasing job performance: Evidence from the Egyptian tourism sector



Ahmed Mohamed Elbaz Lecturer in Tourism Studies ^a,
 Mohamed Yacine Haddoud Lecturer in International Business Management ^{b,*}

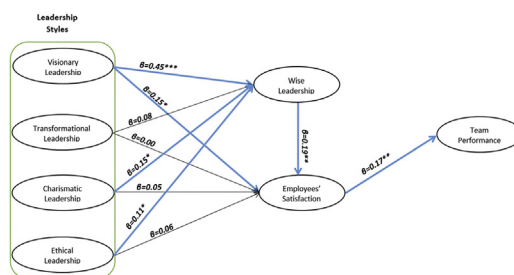
^a Faculty of Tourism and Hotels, University of Sadat City, Egypt

^b Plymouth Business School, Plymouth University, Drake Circus, PL4 8PP, UK

HIGHLIGHTS

- The paper examines the role of wisdom leadership in the link between leadership styles and job satisfaction.
- A sample of 505 travel agents operating in the Egyptian tourism sector was surveyed.
- Partial least squares structural equation modelling was used to analyse the data.
- The paper finds that not all leadership styles have a positive influence on employees' satisfaction.
- The paper shows that wisdom leadership mediates the influence of leadership styles on job satisfaction.

GRAPHICAL ABSTRACT



ARTICLE INFO

Article history:
 Received 3 April 2017
 Received in revised form 1 June 2017
 Accepted 3 June 2017

Keywords:
 Wisdom leadership
 Travel agents
 Job satisfaction
 Tourism
 Egypt

ABSTRACT

The paper aims to explore the intervening role of wisdom leadership in the link between leadership styles and employees' team performance, in the context of travel agents. Drawing on the leadership theory and the strategic leadership model, we develop an integrative model exploring the relationships between four distinct leadership styles and their influence on employees' satisfaction and team performance, through the mediating role of wise leadership. Using data collected from 505 travel agents operating in Egypt, we show that not all leadership styles have a positive influence on employees' satisfaction. We also show that a positive influence takes place through the development of wisdom leadership. Our findings hold important implications for both the research community and travel agents.

© 2017 Elsevier Ltd. All rights reserved.

1. Introduction

Leadership is an essential and dynamic component of employees' satisfaction and organisational performance. Effective leadership is seen as an antecedent of employee job satisfaction, a vital factor for organisational success (Mohammed et al., 2014).

* Corresponding author.
 E-mail addresses: ahmed.elbaz@fth.usc.edu.eg (A.M. Elbaz), mohamed.haddoud@plymouth.ac.uk (M.Y. Haddoud).

'Leadership' is defined as a social effectiveness process through which the leader explores, seeks, and mobilises the voluntary participation of followers in an attempt to achieve organisations' interests and goals (Ho, Ross, & Coutts, 2016). In this vein, a successful leader influences followers in a desired manner to achieve organisations' common goals productively (Keskes, 2014). Nanjundeswaraswamy and Swamy (2014) defined a leader as a person who delegates, stimulates, motivates, mobilises and influences followers to perform so to achieve specified organisational objectives. However, followers decide to obey and pursue their leaders not simply because of the leader's official authority but out of perceptions of their leader's exceptional and extraordinary character (Conger, Kanungo, & Menon, 2000). Hence, it has been widely acknowledged that a successful leadership depends on different types of leadership styles' characteristics (Voon, Lo, Ngui, & Ayob, 2011).

Leadership success is not conditioned by a set of specific characteristics, but instead by different leadership styles (Saleem, 2015). These leadership styles were in turn found to be significant predictors of employees' job satisfaction (Ahmad, Adi, Noor, Rahman, & Yushuang, 2013; Sultan, Kanwal, & Gul, 2015; Alonderiene & Majauskaite, 2016), and subsequently work performance (Devie, Semuel, & Siagian, 2015; Ojokuku, Odetayo, & Sajuyigbe, 2012). However, the literature on such links remains inconclusive. Sim and Yap (1997) claimed that there is no appropriate and a best leadership style that will act for leaders in all circumstances and it is difficult to identify the best leadership style for achieving employees' satisfaction and better organisational performance. More importantly, the emerging strategic leadership theory indicates that the positive influence of leadership styles takes place through the intervention of wisdom, yet thus far, no empirical evidence has clearly supported such claims (Parco-Tropicales & de Guzman, 2014). Hence, important questions arise, namely: which type of leadership style explains employees' satisfaction? And how can wisdom intervene in such a relationship?

Drawing on the leadership theory (House, Spangler, & Woycke, 1991), and the strategic leadership model (Boal & Hooijberg, 2001), the present research attempts to answer these two questions by investigating the relationship between various leadership styles (namely: transformational, ethical, charismatic and visionary) and employees' satisfaction and team performance, through the mediating role of wise leadership. The study explores this issue in Egyptian travel agents and aspires to contribute to both tourism and leadership literature by: (1) highlighting the relationships between various leadership styles, employees' satisfaction and team performance, and (2) uncovering the role of the novel concept of "wise leadership" on the basis of Boal and Hooijberg's (2001) strategic leadership model. In addition, the research findings hold important implications for travel agencies' leaders in Egypt and the Middle East and North Africa region (MENA) on the link between different leadership styles and job satisfaction, and the role of wisdom in such a relationship.

This paper is structured as follows: the next section outlines the Egyptian tourism context and highlights the need for research in this key sector within the country. Thereafter, the theoretical framework and hypotheses are developed, followed by an overview of the research methods and findings. Finally, the results are discussed and conclusions drawn.

2. The Egyptian tourism sector

Considered as the key engine for Egypt's economic growth, the Egyptian tourism sector is an important source of foreign exchange, and a significant generator of directly related and indirectly related jobs (El-Gohary, 2012; Richter & Steiner, 2008). Tourism in Egypt is

associated with approximately 70 feeder services and complementary industries, and represents about 40% of Egypt's non-commodity exports (Hilmi, Safa, Reynaud, & Allemand, 2012). The tourism boom has had a great effect on Egypt's economic development. In most cases, Egypt can be seen as a perfect example of the positive economic outcome of tourism, which seems to outweigh its negative effects (Richter & Steiner, 2008). Tourism is one of the most important pillars of Egypt's economy. For example, in 2013 the tourism sector employed about 12.6% of Egypt's workforce, serving approximately 14.7 million tourists, and providing incomes of nearly \$19 billion (Agag & El-Masry, 2016). Egypt, however, recorded \$6.1 billion in tourism revenue in 2015, as the total number of tourists dropped by 6%–9.3 million and the total number of tourist nights declined by 14% (Egyptian Ministry of Tourism, 2015).

Perceived as a crucial stakeholder in the Tourism sector, travel agents are essential to the development and success of this sector. They are increasingly considered as the most powerful and influential player within the sector through their role as "sales agents" in the distribution of packaged holidays and destinations (Baloglu & Mangalolu, 2001). On the other hand, evidence from the human resource literature posits a clear link between the performance of such service providers and their overall job satisfaction (Pan, 2015). In this vein, one could argue in favour of the importance of travel agents' job satisfaction levels as a precursor to the sector's performance and development. For this reason, the present study attempts to examine the influence of leadership styles on Egyptian travel agents' job satisfaction and team performance.

3. Theoretical background and hypotheses development

In exploring the relationship between different leadership styles and job satisfaction, this study extends the strategic leadership model and includes job satisfaction as the likely outcome resulting from enhanced leadership practices. This model covers various types of leadership styles and incorporates the concept of wisdom into leadership theory. Parco-Tropicales and de Guzman (2014, p. 547) argue that the inclusion of wisdom leadership "purports to expand the growing interest on wisdom by testing a model that describes the impact of transformational, visionary, charismatic and ethical leadership styles on wise leadership development".

In short, this study attempts to empirically test and validate the intervening role of wisdom in the relationships between leadership styles and job satisfaction and team performance within the Egyptian tourism sector. More importantly, the study takes a comprehensive approach and examines the simultaneous effect of four different forms of leadership styles in explaining wise leadership development and job satisfaction. Investigating the influence of these styles simultaneously helps to compare the influence of these styles and thus enhance the originality of the present study. The research conceptual framework and hypotheses are shown in Fig. 1.

3.1. Leadership styles and wise leadership capability

Webster (2003) defined wisdom as the capability in dealing with critical life experiences to facilitate the development of self and others. Wisdom leadership, according to McCann, Graves, and Cox (2014, p. 29) "includes a combination of awareness of one's workplace surroundings and the ability to anticipate consequences within the dynamic of the workplace ... the ability to understand organisational dynamics and connect reasonable outcomes based upon the environmental cues that they read". McKenna, Rooney,

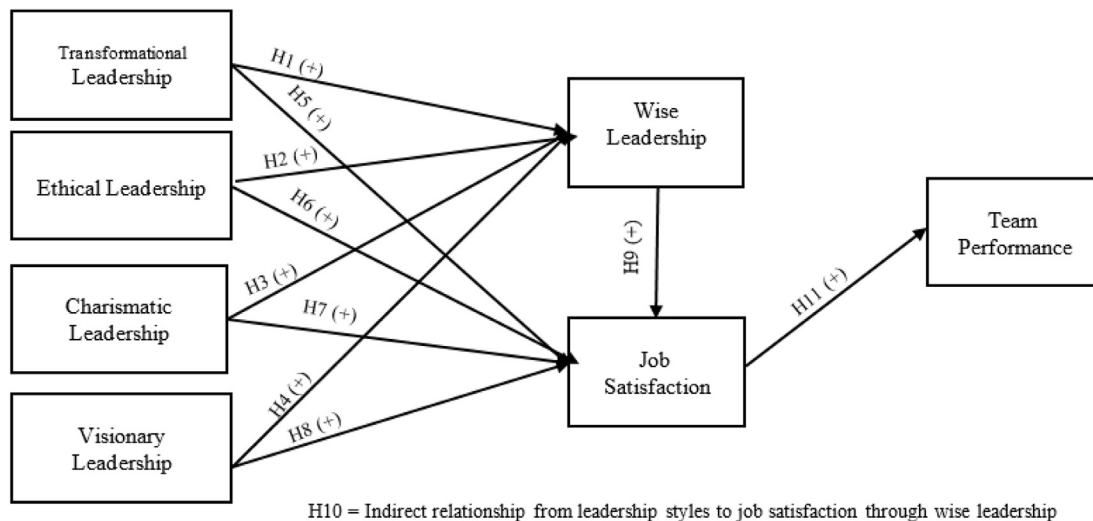


Fig. 1. Theoretical framework and hypotheses, based on Boal and Hooijberg (2001) and Parco-Tropicales and de Guzman (2014).

and Boal (2009) argued that transformational, ethical and visionary leadership values and vision are essential characteristics for wisdom development. Furthermore, Parco-Tropicales and de Guzman (2014, p.547) revealed that: “(1) each of the four types of leadership has a significant positive impact on wise leadership development, (2) high charismatic qualities of principals could lead to higher capability for wise leadership, and (3) transformational and visionary leadership appeared to have the strongest impact on wise leadership development”. Accordingly, the previous leadership styles (transformational, visionary, ethical and charismatic) are expected to lead to wisdom leadership development. The following explores this in greater details.

3.1.1. Transformational leadership and wise leadership development

Transformational leadership style is defined, according to Sarros, Cooper, and Santora (2008), as a behaviour of leaders that motivates subordinates to recognise and achieve organisational goals and interests and that has the ability to motivate followers beyond predictable levels of work performance. Based on Sarros et al. (2008), transformational leadership style has the characteristics of influence, spiritual inspiration and intellectual incentive and stimulation (Nanjundeswaraswamy & Swamy, 2014). Accordingly, subordinates feel engaged and personally rewarded through work, and work productivity. Hence, satisfaction and extra effort are improved (Bass & Avolio, 1994; Markos & Sridevi, 2010). According to Wang, Tsai, and Tsai (2014), transformational leadership style has four characteristic: inspirational motivation (formulate an appealing and powerfully reminiscent vision), cognitive stimulation (encouraging followers' creativity and innovation), perfect effect (charismatic influence modelling), and individualised consideration (training and mentoring). Leaders in the transformational style have the ability to change organisational perceptions and values (Yuki, 1999). According to Lowe, Kroeck, and Sivasubramaniam (1996), there is strong empirical evidence that transformational leadership style is organisationally effective, an outcome that is important for practical wisdom. Furthermore, Parco-Tropicales and de Guzman (2014) argued that the more leaders practice transformational leadership style, the higher their competency is for wise leadership. Therefore, the following hypothesis is proposed:

Hypothesis 1. Transformational leadership enhances wise leadership development.

3.1.2. Ethical leadership and wise leadership development

Ethical leadership style is defined as the demonstration of normatively suitable conduct through personal actions and interpersonal relationships, and the articulating of such behaviours to subordinates through a two-way communication, strengthening and, decision-making (Brown, Treviño, & Harrison, 2005). Ethical leadership style, according to Dhar (2016), is a style that respects the rights and dignity of followers. Brown et al. (2005) demonstrated that ethical leadership styles relate to considerate behaviour, trustworthiness, morality in the leader, interactional equality and socialised charismatic leadership. Parco-Tropicales and de Guzman (2014) argued that wisdom for leaders is the hallmark of a responsible leader. They also expected that the more leaders perceive and practice ethical leadership style, the higher their ability is for wise leadership (Parco-Tropicales & de Guzman, 2014), and concluded that ethical leadership has a significant and positive influence on developing wise leadership. Hence, we propose the following hypothesis:

Hypothesis 2. Ethical leadership enhances wise leadership development.

3.1.3. Charismatic leadership and wise leadership development

According to House et al. (1991), charismatic leaders motivate and mobilise subordinates to achieve personal sacrifices in order to realise the mission expressed by the leader and to implement above and beyond the call of duty. Michaelis, Stegmaier, and Sonntag (2009) emphasised that there is a difference between traditional leadership theories, which stressed rational processes, and charismatic leadership, which focuses on emotions and values and recognises the vital role of symbolic behaviour and the essential influence of the leader in making events meaningful for subordinates. The term charisma, (House, 1977 as cited in Parco-Tropicales & de Guzman, 2014, p. 549) “the initial meaning of which was “gift,” is usually reserved for leaders, who by their influence, are able to move followers to accomplish outstanding feats”. Therefore, the leader who has charisma states a clear vision and demonstrates how to perform the vision, while using charismatic communication (Gordijn & Stapel, 2008). Because charisma is a relationship and not a personality characteristic of leaders, charisma depends on followers' perceptions (Wilson, 1975, p. 7). As a result, charismatic leadership can be defined, according to House

et al. (1991, p. 366), as “the ability of a leader to exercise diffuse and intense influence over the beliefs, values, behaviour, and performance of others through his or her own behaviour, beliefs, and personal example”. Boal and Hooijberg (2001) posit that a leader who has great social intelligence and is considered as charismatic will display higher managerial wisdom than a leader who has great social intelligence but does not possess charisma. In addition, Parco-Tropicales and de Guzman (2014) proposed that the leader who has charismatic qualities would lead to greater competence for wise leadership. Accordingly, the following hypothesis is proposed:

Hypothesis 3. *Charismatic leadership enhances wise leadership development.*

3.1.4. Visionary leadership and wise leadership development

Visionary leadership, according to Colton (1985), is the ability of the leader to establish an influence on individuals to achieve the set of goals and objectives for a group of actions and to transfer this ability to his/her subordinates. Based on this definition, the visionary leader must have the capacity to inspire, challenge, guide, and empower his/her followers, possess the skills and knowledge to construct a new reality (Brown & Anfar, 2003), be equipped with the ability to envisage desirable and optimal futures and be able to bring these into existence (Meindl, 1993). The basic idea, according to Jing and Avery (2008), is that visionary leaders can create an impression that they have high efficiency and a vision for idealising future to achieve success into the desirable direction. Visionary leadership style has insights into subordinates' needs and values, and the ability to develop a vision statement reflecting those needs or values (Sosik & Dinger, 2007). Parco-Tropicales and de Guzman, (2014) proposed that a high visionary leadership trait will successfully lead to the development of wisdom leadership. Furthermore, Gioia and Thomas (1996) claimed that the visionary capacity of a leader is a basic characteristic of a wise strategic leader. Thus, we propose:

Hypothesis 4. *Visionary leadership enhances wise leadership development.*

3.2. Leadership styles and job satisfaction

3.2.1. Transformational leadership and job satisfaction

Previous studies' findings indicated that transformational leadership has significant and positive influences on employees' job satisfaction (Shibru & Darshan, 2011). For example, Voon et al. (2011) demonstrated that transformational leadership style has a significant, positive and stronger relationship with employees' job satisfaction. Furthermore, Bushra, Ahmad, and Naveed (2011) demonstrated that transformational leadership style positively influences employees' work satisfaction. Nanjundeswaraswamy and Swamy (2014) concluded that job satisfaction and overall satisfaction are strongly predicted by transformational leadership style. The same findings are also provided by Jyoti and Bhau (2016); Saleem (2015); Munir, Rahman, Malik, and Ma'amor (2012). Thus, the researchers share these arguments toward travel agencies and propose the following hypothesis:

Hypothesis 5. *Transformational leadership increases employees' job satisfaction.*

3.2.2. Ethical leadership and job satisfaction

Numerous researchers have studied ethical leadership style in the area of management and organisational behaviour (Cullen, Parboteeah, & Victor, 2003; Dhar, 2016; Kim & Brymer, 2011;

Neubert, Carlson, Kacmar, Roberts, & Chonko, 2009). Kim and Brymer (2011) illustrated that managers' ethical leadership is positively associated with their middle executives' job satisfaction. According to Saari and Judge (2004), employees' job satisfaction has been related to employees' behaviour, inspiration, and increased employees' outcomes. Moreover, Zehir, Erdogan, and Basar (2011) showed a positive relationship between ethical leadership and employees' job satisfaction. Ghahroodi, Mohd, and Ghorban (2013, p. 91) concluded that because of their ethical leadership style, “leaders are considered to be role models in their respective organisations, their followers tend to be satisfied and committed, which would result in diminishing their intention to leave the organisations”. Based on this discussion, the following hypothesis is proposed:

Hypothesis 6. *Ethical leadership increases employees' job satisfaction.*

3.2.3. Charismatic leadership and job satisfaction

Shamir, House, and Arthur (1993) indicated that charismatic leadership style is positively and strongly related to followers' satisfaction. Lian, Brown, Tanzern, and Che (2011); Cicero and Pierro (2007) and Somani and Krishnan (2004) reported similar findings and concluded that charismatic leadership style is positively correlated with employees' job satisfaction. Furthermore, Zehir et al. (2011) found a positive relationship between charismatic leadership and job satisfaction through employees' perception of organisations. Vlachos, Panagopoulos, and Rapp (2013) confirmed that charismatic leadership style enhances job satisfaction. A recent study of Sun, Gergen, Avila, and Green (2016) revealed that charismatic leadership behaviours have a strong positive influence on employees' job satisfaction. Hence, the authors suggest the following hypothesis:

Hypothesis 7. *Charismatic leadership increases employees' job satisfaction.*

3.2.4. Visionary leadership and job satisfaction

DuBrin (1998, cited in Dhammika, 2016, p. 1) indicated, “visionary leaders have positive effects on follower outcomes, resulting in high trust in the leader, high commitment to the leader, high levels of performance among followers, and high overall and organisational performance”. According to Riaz and Haider (2010), employees who are working with visionary leaders will develop a high level of job satisfaction. The Study of Cheema, Akram, and Javed (2015) revealed that in businesses where there are managers who have visionary leadership properties, employees are generally satisfied with their managers, which would in turn enhance their overall job satisfaction. Moreover, Yirik and Baltaci (2014) argued that the most important leadership characteristic that influence job satisfaction is visionary leadership. Thus, the following hypothesis is proposed:

Hypothesis 8. *Visionary leadership increases employees' job satisfaction.*

3.3. Wise leadership development and job satisfaction

Existing research has revealed a clear link between leadership styles and job satisfaction (Lok & Crawford, 2004). For example, transformational leadership traits such as empowerment and vision were found to be significant predictors to employees' satisfaction (Rad & Yarmohammadian, 2006; Ahmad et al., 2013; Sultan et al., 2015; Alonderiene & Majauskaite, 2016), and work

performance (Devie et al., 2015; Ojokuku et al., 2012). Similarly, in the hospitality industry, recent evidence has shown that transformational leadership, which is conceptualised through charisma, inspiration, intellectual stimulation and individualised consideration, significantly enhances employees' wellbeing. Transformational leaders' behaviour is likely to lead to an increase in employees' effectiveness and productivity, which would in turn enhance the quality of their working life and spill over into their job satisfaction (Wang et al., 2014).

However, in the present study, we argue that such a link is mediated by the development of the so-called "wise leadership". In fact, following Boal and Hooijberg's (2001) conceptualisation of wisdom leadership as one of the determinants of strategic leadership effectiveness (McKenna et al., 2009), we claim that part or all of the influence of leadership styles such as transformational, charismatic, visionary and ethical leadership on employees' satisfaction is likely to be mediated by the development of the wise leadership capability. While a recent study confirmed wisdom leadership as a direct outcome of leadership styles' characteristics (Parco-Tropicales & de Guzman, 2014), to the authors' knowledge, no studies have thus far attempted to test the intervening role of wisdom leadership as a determinant of strategic leadership effectiveness (such as job satisfaction). In this study, we therefore hypothesise that alongside the established direct influence between leadership styles' characteristics and employees' job satisfaction, wisdom leadership is likely to partially, or fully, mediate such a relationship. Hence, the research posits that:

Hypothesis 9. *Wise leadership development is positively related to employees' job satisfaction.*

Hypothesis 10. *Wise leadership development mediates the link between leadership styles and employees' job satisfaction.*

3.4. Job satisfaction and job performance

Galup, Klein, and Jiang (2008) argued that for successful organisations, satisfied employees are required, whereas poor job satisfaction can incapacitate an organisation to achieve its goals and objectives. Aziri (2011) defines job satisfaction as how individuals feel about their job environment and its various aspects. According to Arzi and Farahbod (2014), employees' job satisfaction is the main element that influences organisational goal achievement and performance. Sousa-Poza (2000) concluded that employee satisfaction is an imperative motivating factor in achieving employees' performance and productivity. Naseem, Sheikh, and Malik (2011) demonstrated an indirect relation between organisational success and employee satisfaction. Moreover, Pushpakumari (2008) pointed out a positive association between job satisfaction and employees' performance. Likewise, the results of Javed, Balouch, and Hassan (2014) revealed a significant positive link between employees' job satisfaction and job performance. Hence, the authors propose the following hypothesis:

Hypothesis 11. *Employees' job satisfaction leads to higher team performance.*

4. Methods

To test the hypotheses, the study surveyed 505 category (A) travel agents operating in Egypt. Category (A) travel agents are those qualified to work globally on tourism activities both inbound and outbound (Abou-Shouk, Lim, & Megicks, 2016). Category (A) is the central sampling frame in this research because, as cited in Egyptian Travel Agents Association (2016), there are 1229 category

(A) travel agents in Egypt that are located across the Cairo Governorate. Given the high concentration in Greater Cairo, and the geographical diffusion of the other governorates throughout Egypt, significant costs, time, and difficulties could be involved in delivering and collecting questionnaires outside Greater Cairo. Consequently, as a sampling frame, the focus was on 1229 category (A) travel agents located in Cairo – Egypt.

The study randomly selected a sample of 600 travel agents. Questionnaires were distributed face to face. The data collection took place between June and July 2016. Two research assistants were hired for the purpose. In total, 512 copies were collected, of which 505 were usable and only 7 were deemed invalid.¹ Overall, as can be seen from Table 1, the employees involved in the sample were mostly 26–35 years old (60.2%), followed by 16–25 years old (27.1%). As for their gender, a significantly higher proportion of males were recorded (approx. 84%). This is very common in the Middle East, where a male population usually dominates the workplace. Ultimately, the vast majority of the travel agents held at least a bachelor degree (93.3%).

Finally, to check for common method bias, a post-hoc test was applied using Harman's one-factor. In this, the first factor accounted for less than the critical 50%. Hence, no major signs of common method bias were noted (Chin, Thatcher, & Wright, 2012).

4.1. Measures

Leadership styles have been measured using items combined by Parco-Tropicales and de Guzman (2014) on the basis of various previous sources. The instruments for the measurement of Transformational Leadership were initially based on the works of Podsakoff, MacKenzie, Moorman, and Fetter (1990), whereas items for Ethical Leadership were extracted from Brown et al. (2005). Measures for Charismatic Leadership were adapted from Conger et al. (2000) and items for Visionary Leadership were from Rafferty and Griffin (2004). Similarly, Team Performance was analysed using a 5-item scale, which was improved and validated by Conger et al. (2000). Job Satisfaction was assessed using the 8-item scale (Arzi & Farahbod, 2014; Yeh, 2013). All of these items were assessed on a five-point Likert scale ranging from "strongly agree" to "strongly disagree". Full details are provided in the Appendix.

4.2. Control variables

The study controlled for employees' education, age, gender, occupation status, working period under current supervisors, working period under current employers and working period through career. According to Mosadeghrad and Ferdosi (2013), these demographics characteristics were found to contribute significantly to variance in employees' job satisfaction. Similarly, the study of Wachira, Kalai, and Tanui (2013) revealed that academic qualifications were significantly associated with job satisfaction.

5. Analysis

To test the hypotheses, we applied a regression-based Partial Least Squares Structural Equation Modelling (PLS-SEM) using SmartPLS 3.21 (Ringle, Wende, & Becker, 2016). The choice of a variance-based approach was deemed appropriate for three key reasons. First, PLS-SEM is the recommended approach when the research entails theory development (Hair, Ringle, & Sarstedt, 2011; Sarstedt, Ringle, Smith, Reams, & Hair, 2014). The present paper is

¹ Cases including missing data were all excluded.

Table 1
Sample's characteristics.

Characteristics	Percent
Age	
16–25	27.1%
26–35	60.2%
36–45	9.5%
46–55	2.2%
More Than 55	0.8%
Gender	
Male	83.8%
Female	16.2%
Education	
Bachelor degree	93.3%
Diploma	2.6%
Master's degree	2.8%
Doctorate Degree	0.0%
Others	1.4%

an initial attempt to investigate the role of wisdom leadership in the distinct context of travel agencies. The paper further develops this theoretical concept by linking wisdom leadership to employees' satisfaction and performance, hence involving theory development.

Second, PLS-SEM is the preferred method for prediction (Evermann & Tate, 2016; Hair, Matthews, Matthews, & Sarstedt, 2017). Unlike covariance-based SEM, the variance-based PLS-SEM approach primarily focuses on explaining the variance in the dependent variable, by assessing the total variance in the observed indicators rather than only the correlations between the indicators (Sarstedt et al., 2014, 2016). To achieve its prediction goal, PLS-SEM maximises the explanation by producing latent variable scores that jointly minimise the residuals (Richter, Cepeda, Roldán, & Ringle, 2015). The approach estimates the path model relationships that maximise the R^2 values of the target constructs and allows prediction of the outcome of the endogenous latent variables' indicators by assessing the Stone-Geisser Q^2 values (Hair, Hult, Ringle, & Sarstedt, 2017). Such attributes are important for the research in hand since the focus of the paper is to (1) identify the key styles explaining wisdom leadership in the Egyptian context and (2) explain employees' satisfaction through the development of wisdom leadership.

Lastly, the PLS algorithm is especially suited for complex models (Henseler, Ringle, & Sinkovics, 2009). Here, the proposed integrative model includes seven constructs, each with several items. This is considered a complex setting, and hence, better suited to the use of PLS-SEM.

The PLS-SEM does not assume normality and includes the assessment of two distinct models, namely the outer (also known as measurement model) and the inner model (also known as structural model). In short, the former focuses on the relationship between the constructs and their indicators, whereas the latter is about the links amongst the constructs (Jarvis, Mackenzie, & Podsakoff, 2003). The following assesses these two models.

5.1. Measurement model

To assess the measurement quality of the instruments used in this study (i.e. the measurement model), the study examined both validity and reliability for all constructs. Constructs' reliability was examined through both composite and Cronbach's Alpha (see Table 2). Alternatively, constructs' validity was assessed through the items' loadings (see Appendix) and Average Variance Extracted (AVE) for convergent validity (see Table 2) and the square roots of AVE for discriminant validity (see Table 3). Collinearity issues were

also checked using the Variance Extracted Factor (VIF) for all constructs (see Table 2).

Per Table 2, both composite reliability and Cronbach's alpha coefficients meet the minimum value 0.7 for good instruments' reliability (Mackenzie, Podsakoff, & Podsakoff, 2011). Similarly, Tables 2 and 3 indicate a good validity for all constructs involved in this study. Here, all AVEs met the 0.5 minimum value for convergent validity and all items' loadings exceeded the 0.5 threshold (Hair et al., 2017).

As for discriminant validity, Table 3 shows that the square root of AVE of all variables exceeds any of the other correlations involving that construct (Ketkar, Kock, Parente, & Verville, 2012; Lowry & Gaskin, 2014; Peng & Lai, 2012). Finally, Table 2 indicates that all VIFs scores were less than five, implying the absence of both multi-collinearity and common methods bias (Kock & Lynn, 2012).

5.2. Structural model

The assessment of the measurement model confirmed the validity and reliability of all constructs involved in this study. As a result, the study proceeds to the analysis of the structural model. Fig. 2 provides the path coefficients (β) and the p values of the present model.

Results indicate that amongst the four leadership styles, only visionary, charismatic and ethical leadership styles had a positive a significant influence on the development of wise leadership. While the visionary leadership had the strongest influence ($\beta = 0.45$), charismatic and ethical leaderships followed with a relatively lower influence ($\beta = 0.15$ and 0.11 respectively). In contrast, transformational leadership had no significant influence on the development of wisdom leadership. Hence, H1 is rejected, whereas H2, H3 and H4 are all accepted. As for the direct influence of these four styles on job satisfaction, while visionary leadership had a moderate positive impact ($\beta = 0.15$), transformational, ethical and charismatic leadership styles were found to have no direct influence on job satisfaction. Thus, the study accepts H8, and rejects H5, H6 and H7. Turning to the influence of wise leadership on job satisfaction, the latter was found to hold a positive and significant influence on travel agents' job satisfaction, which confirms H9 ($\beta = 0.19$). Similarly, employees' job satisfaction was found to significantly increase team performance ($\beta = 0.17$).

Finally, it can be concluded that the leadership styles included in this study explained 50% of the development of wise leadership, whereas wisdom leadership explained 16% of the employees' satisfaction. Moreover, the employees' job satisfaction explained 5% of the employees' performance. To evaluate the models' predictive validity, a blindfolding procedure with an omission distance of seven was performed (Sarstedt et al., 2014). This yielded cross-validated redundancy (Q^2 Stone-Geisser) values for all three endogenous constructs above zero (Wise Leadership: 0.328; Employee Satisfaction: 0.05; Employee Performance: 0.03), providing support for the model's predictive relevance.

A mediation analysis was applied to uncover the mediating role of wise leadership in the link between leadership styles and employees' job satisfaction (See Table 4). The result has revealed that wise leadership fully mediates the link between charismatic leaderships and job satisfaction, and partially mediates the relationships between visionary leadership and job satisfaction. In other words, the positive influence of leadership styles on employees' job satisfaction is mediated by the development of a wise leadership capability.

Finally, the following table summarises the hypothesis testing in this study (see Table 5).

Table 2
Composite reliability, Cronbach's alpha, AVE and VIFs coefficients.

Variables	Composite reliability	Cronbach's alpha	AVE	VIF
Charismatic Leadership	0.901	0.862	0.648	2.132
Ethical Leadership	0.853	0.775	0.595	1.965
Job Satisfaction	0.886	0.867	0.528	1.117
Transformational Leadership	0.896	0.855	0.634	1.978
Visionary Leadership	0.901	0.862	0.645	2.482
Wise Leadership	0.922	0.894	0.703	2.019
Job Performance	0.936	0.914	0.745	NA

Table 3
Squared roots of AVE.

	1	2	3	4	5	6	7
1. Charismatic Leadership	0.805						
2. Ethical Leadership	0.611	0.772					
3. Job Performance	0.097	0.065	0.863				
4. Job Satisfaction	0.307	0.283	0.164	0.727			
5. Transformational Leadership	0.563	0.610	0.081	0.268	0.796		
6. Visionary Leadership	0.646	0.550	0.072	0.359	0.612	0.803	
7. Wise Leadership	0.572	0.517	0.094	0.363	0.525	0.676	0.838

Boldface values show the square roots of AVE.

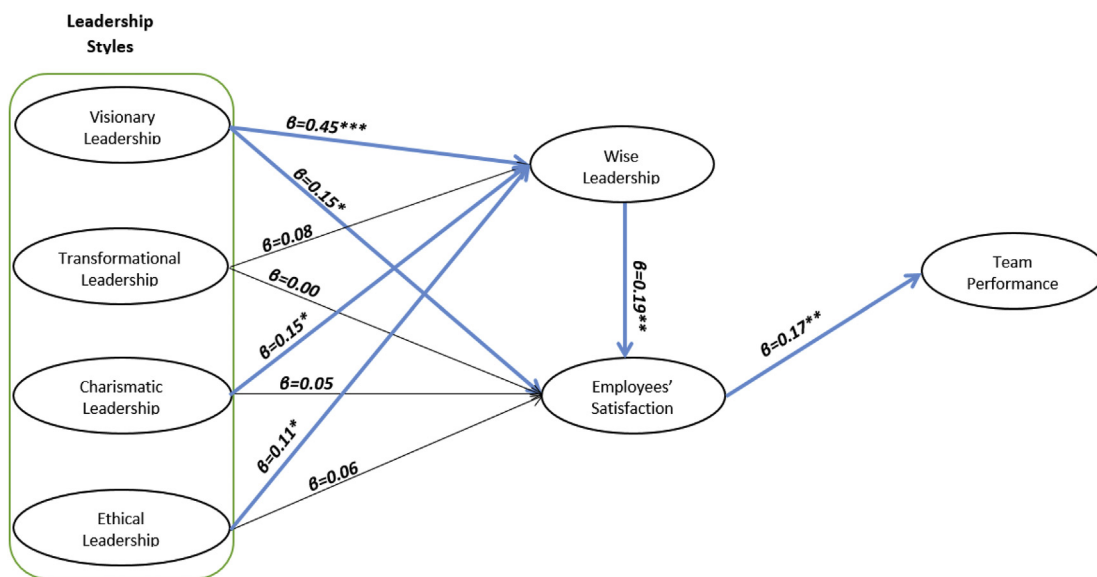


Fig. 2. Path coefficients and P-values.

Table 4
Indirect effects results.

Paths	Significance		Confidence intervals		Outcome
	Direct effect	Indirect effect via wise leadership	2.5%	97.5%	
Charismatic Leadership on Job Satisfaction	$p = 0.29$	$p = 0.047$	0.003	0.063	Full Mediation at 5%
Visionary Leadership on Job Satisfaction	$p = 0.01$	$p = 0.002$	0.037	0.150	Partial Mediation at 5%
Ethical Leadership on Job Satisfaction	$p = 0.24$	$p = 0.068$	0.002	0.049	No mediation

6. Discussion and conclusion

The aim of this study is to examine the influence of leadership styles on travel agents' job satisfaction, through the intervening role of wisdom leadership. For this purpose, an integrative model looking at the simultaneous impact of four different leadership styles on the development of wisdom leadership and employees'

job satisfaction and team performance was developed and tested using employees of category (A) travel agents operating in Egypt (N = 505). Overall, the findings support the proposed model and indicate that the positive influence of leadership styles on employees' job satisfaction takes place through the development of the so-called wisdom leadership. The following sub-sections discuss these results in further details.

Table 5
Summary of hypothesis testing.

Hypothesis	Test
<i>Hypothesis 1</i> : Transformational leadership is positively related to wise leadership development.	Rejected
<i>Hypothesis 2</i> : Ethical leadership is positively related to wise leadership development.	Accepted
<i>Hypothesis 3</i> : Charismatic leadership is positively related to wise leadership development.	Accepted
<i>Hypothesis 4</i> : Visionary leadership is positively related to wise leadership development.	Accepted
<i>Hypothesis 5</i> : Transformational leadership is positively related to employees' job satisfaction.	Rejected
<i>Hypothesis 6</i> : Ethical leadership is positively related to employees' job satisfaction.	Rejected
<i>Hypothesis 7</i> : Charismatic leadership is positively related to employees' job satisfaction.	Rejected
<i>Hypothesis 8</i> : Visionary leadership is positively related to employees' job satisfaction.	Accepted
<i>Hypothesis 9</i> : Wise leadership is positively related to employees' job satisfaction.	Accepted
<i>Hypothesis 10</i> : Wise leadership mediates the link between leadership styles and employees' satisfaction	Accepted
<i>Hypothesis 11</i> : Employees' job satisfaction leads to higher job performance.	Accepted

The results showed that visionary, charismatic and ethical leadership are the key indicators for the development of wisdom leadership. Visionary leadership is the key style having the highest influence, followed by charismatic leadership, and ethical leadership. This means that visionary, charismatic and ethical leaders will successfully develop competence for wise leadership. These findings are in line with several previous studies. Gioia and Thomas (1996) claimed that visionary capacity of leaders is a basic characteristic of what is known as “wise” leaders. Furthermore, Boal and Hooijberg (2001) stated that leaders who enjoy great social intelligence and are considered as charismatic would display higher managerial wisdom than leaders who have great social intelligence but no charisma. Parco-Tropicales and de Guzman (2014) explained that the more the leaders perceive and practice ethical leadership style, the higher is their likelihood to develop wisdom.

Nevertheless, transformational leadership was found to hold no significant influence on developing wisdom leadership. This is not in line with Lowe et al.'s (1996) and Parco-Tropicales and de Guzman's (2014) findings, which suggested a significant link between transformational leadership and the development of wise leadership. In fact, the authors argued that the more leaders practice transformational leadership style, the higher is their competency for the development of wise leadership, and concluded that transformational leadership has a significant and positive influence on developing wise leadership. Such a disparity could be explained by the context in which Egyptian travel agents operate. In fact, the influence of leadership styles varies across cultures (Cox, Hannif, & Rowley, 2014). The transformational leadership process is known to be considerably affected by culture (Nanjundeswaraswamy & Swamy, 2014). Transformational leadership generally involves a transformation in the employees involved in the leadership process. Consequently, people from Arab countries who are often reluctant to change may resist such a process and undermine its value. A study on Egyptian human resource management practices revealed that Egyptian employees are often sceptical toward uncertainty in the workplace (Leat & El-Kot, 2007).

Regarding the direct influence of these leadership styles and job satisfaction, the results suggested that only visionary leadership style had a positive impact, whereas, the remaining styles were not associated with achieving employees' job satisfaction. This means that, in the Egyptian travel agencies context, employees who are working with the visionary leaders are more likely to exhibit high levels of job satisfaction (Riaz & Haider, 2010). However, with respect to the non-significant influence of the remaining leadership styles, the latter does not confirm previous evidence. In fact, Saleem (2015); Nanjundeswaraswamy and Swamy (2014); Munir et al. (2012), concluded that employees' job satisfaction is strongly predicted by transformational leadership style. Results by Kim and Brymer (2011) also demonstrated that managers' ethical leadership is positively associated with their middle executives' job satisfaction and indicated that charismatic leadership style strongly

and positively related to followers' satisfaction and performance. Lian, Brown, Tanzer, and Che (2011); Cicero and Pierro (2007), reported similar findings and concluded that charismatic leadership style is positively correlated with employees' job satisfaction.

Such contradictive findings may be due to the inclusion of wise leadership as a mediating factor in such relationships. In fact, in the present study, we theorise that the positive influence of leadership styles is subject to the development of wisdom leadership. In this regard, our results confirmed that wise leadership has a positive and significant influence on employees' satisfaction. Additionally, results have established an indirect link between leadership styles and job satisfaction through the development of wise leadership. While previous evidence has revealed the “wisdom leadership” as a direct end outcome of leadership styles' characteristics (Parco-Tropicales & de Guzman, 2014), it can be claimed that no studies have thus far attempted to test the intervening role of wisdom leadership as a determinant of strategic leadership effectiveness (i.e. employees' job satisfaction). Therefore, this study concluded that the positive influence of leadership styles' characteristics on employees' job satisfaction is mediated by the development of wisdom leadership. Hence, it can be argued that various leadership styles may not necessarily lead to an increased job satisfaction, unless these styles lead to the development of wise leadership. This may explain the previous contradictive findings regarding the influence of leadership styles on job satisfaction (Voon et al., 2011; Yun, Cox, Sims Jr, & Salam, 2007).

As for the relationship between job satisfaction and team performance, the latter was found to be positive and significant. This means that employees' job satisfaction positively influences job performance in Egyptian travel agents. Hence, it is argued that for successful outcomes in such organisations, satisfied employees are required, while poor job satisfaction can negatively affect an organisation in achieving its goals and objectives (Galup et al., 2008). This result is in line with Pushpakumari (2008) who found a positive association between job satisfaction and employees' performance. Furthermore, the results of Javed et al. (2014) revealed a significant positive relation between employee job satisfaction and job performance.

7. Implications and limitations

Our findings hold important implications for both theory and practice. Theoretically, unlike several previous studies, not all leadership styles were found to be relevant in the Egyptian tourism context. While we argue that such findings are due to cultural specificities related to the Arab setting, we encourage further research to explore with more depth the intervening influence of culture in the link between leadership styles and employees' performance. In addition, the inconclusive findings thus far regarding the various influences of different leadership styles on employees' behaviour could be explained by the intervening role of wise

leadership in such a process. In this vein, we have showed that wise leadership does mediate the link between leadership styles and employees' satisfaction. In other words, the positive influence of leadership styles could be subject to the development of wisdom leadership. Hence, further research is also called for to clarify this role. Practically, our findings hold important implications to travel agencies' leaders in Egypt and MENA countries. Visionary, ethical and charismatic leadership styles were found to be good precursors to the development of wise leadership, which would in turn enhance both the satisfaction and the performance of the employees. Therefore, leaders are urged to adopt such traits to drive the performance of their agencies. By contrast, due to cultural considerations (Nowadike, 2011), transformational style was not as effective as the remaining styles. Thus, leaders in those parts of the world should be aware of such differences.

In terms of limitations, the following should be acknowledged. First, while the disparities between our findings and the previous literature are likely to be attributed to cultural differences, we call for further qualitative studies to explain such inconsistencies and uncover the influence of cultural factors with respect to employees' satisfaction in the Egyptian tourism sector. Second, although we controlled for several employees' demographics, it could be argued that such factors may moderate the links between leadership styles and satisfaction. We therefore also call for further studies examining such influences.

Appendix. Confirmatory factor analysis (PLS approach)

Construct	Mean	SD	Loadings	Significance	Confidence Intervals	
					2.5%	97.5%
Charismatic Leadership						
Supervisors give their employees a sense of security even in conditions of stress/crisis (CLead1)	4.091	1.212	0.696	0.000	0.623	0.758
Supervisors often bring up ideas about possibilities for the future (CLead2)	4.196	1.146	0.795	0.000	0.733	0.846
Supervisors get involved in the daily affairs of their team (CLead3)	4.315	1.065	0.895	0.000	0.864	0.918
Supervisors are exciting public speaker (CLead4)	4.304	1.026	0.870	0.000	0.831	0.899
Supervisors let employees know what is required of them and give them constructive feedback (CLead5)	4.311	1.121	0.754	0.000	0.693	0.805
Ethical Leadership						
Supervisors discuss ethics or values with their employees. (ELead1)	4.372	0.946	0.811	0.000	0.750	0.858
Supervisors conduct our personal life in an ethical manner (ELead2)	4.253	1.073	0.873	0.000	0.842	0.900
Supervisors define success not just by results but also the way that they are obtained (ELead3)	3.743	1.437	0.667	0.000	0.587	0.731
Supervisors set an example of how to do things the right way in terms of ethics (ELead4)	4.028	1.266	0.718	0.000	0.644	0.777
Job Satisfaction						
Employees receive adequate training to do their job well (JobSat1)	1.945	1.25	0.739	0.000	0.623	0.821
Employees have good feeling that their efforts will be appreciated (JobSat2)	1.994	1.269	0.701	0.000	0.580	0.791
Using compensation system increases motivation of employees (JobSat3)	1.716	1.138	0.773	0.000	0.655	0.850
Performance evaluation induces employees' justice perceptions (JobSat4)	1.77	1.136	0.802	0.000	0.685	0.879
The payment of salary is very close to employees' expectations (JobSat5)	1.806	1.175	0.780	0.000	0.665	0.855
We use a new technology to facilitate our works (JobSat6) ^a	1.182	0.956	N.A.	N.A.	N.A.	N.A.
The relationship between supervisors and us is very friendly (JobSat7)	4.273	0.925	0.638	0.000	0.525	0.742
We have family-friendly policies to support our families (JobSat8)	4.22	1.105	0.636	0.000	0.525	0.738
Transformational Leadership						
Supervisors have ideas that challenge employees to re-examine some of our basis assumptions about work (TLead1)	4.495	0.917	0.743	0.000	0.653	0.811
Supervisors inspire employees with their plan for the future (TLead2)	4.444	0.807	0.774	0.000	0.696	0.829
Supervisors simulate employees to rethink the way they do things (TLead3)	4.422	0.853	0.840	0.000	0.788	0.876
Supervisors show that they expect a lot from employees (TLead4)	4.424	0.855	0.835	0.000	0.781	0.877
Supervisors develop a team attitude and spirit among employees and staff (TLead5)	4.372	0.901	0.784	0.000	0.713	0.840
Visionary Leadership						
Supervisors take a long-term view of the organisation and its surrounding environment (VLead1)	4.291	1.09	0.725	0.000	0.646	0.788
Supervisors convey a shared, concrete vision of the desired state which provides the basis for formulating organisational strategies and goals (VLead2)	4.354	1.058	0.791	0.000	0.726	0.844
Supervisors articulate a sense of purpose for the organisation (VLead3)	4.37	1.003	0.839	0.000	0.783	0.883
Supervisors place emphasis on positive future challenges and opportunities (VLead4)	4.337	1.017	0.865	0.000	0.833	0.894
Supervisors anticipate factors or future trends shaping the organisation to craft the vision (VLead5)	4.362	1.042	0.790	0.000	0.734	0.839
Wise Leadership						
Supervisors are able to relate to people different from them. (WLead1)	4.335	1.05	0.801	0.000	0.742	0.850
Supervisors are able to inspire others (WLead2)	4.337	1.041	0.844	0.000	0.795	0.882
Supervisors are able to help others (WLead3)	4.392	0.955	0.847	0.000	0.801	0.886
Supervisors have general confidence in what they know (WLead4)	4.335	1.053	0.868	0.000	0.824	0.902
Supervisors are prepared for many situations (WLead5)	4.176	1.134	0.832	0.000	0.784	0.872
Team Performance						
Employees have high work performance (JobPer1)	4.804	0.457	0.812	0.000	0.682	0.880
Most of employees' tasks are accomplished quickly and efficiently (JobPer2)	4.826	0.428	0.845	0.000	0.736	0.908
Employees always set a high standard of task accomplishment (JobPer3)	4.846	0.413	0.892	0.000	0.821	0.934
Employees always achieve a high standard of task accomplishment (JobPer4)	4.85	0.455	0.904	0.000	0.841	0.942
Employees almost always beat their targets (JobPer5)	4.85	0.48	0.858	0.000	0.767	0.923

^a Dropped item due to low loading.

N.A. Not Applicable.

References

- Abou-Shouk, M. A., Lim, W. M., & Megicks, P. (2016). Using competing models to evaluate the role of environmental pressures in ecommerce adoption by small and medium sized travel agents in a developing country. *Tourism Management*, 52(2016), 327–339.
- Agag, G. M., & El-Masry, A. A. (2016). Why do consumers trust online travel websites? Drivers and outcomes of consumer trust toward online travel websites. *Journal of Travel Research*, 56(3), 347–369.
- Ahmad, A. R., Adi, M. N. M., Noor, H. M., Rahman, A. G. A., & Yushuang, T. (2013). The influence of leadership style on job satisfaction among nurses. *Asian Social Science*, 9(9), 172–178.
- Alonderiene, R., & Majauskaite, M. (2016). Leadership style and job satisfaction in higher education institutions. *International Journal of Educational Management*, 30(1), 140–164.
- Arzi, S., & Farahbod, L. (2014). The impact of leadership style on job satisfaction: A study of Iranian hotels. *Interdisciplinary Journal of Contemporary Research In Business*, 6(3), 171–186.
- Aziri, B. (2011). Job satisfaction: A literature review. *Management Research and Practice*, 3(4), 77–86.
- Baloglu, S., & Mangalolu, M. (2001). Tourism destination images of Turkey, Egypt, Greece, and Italy as perceived by US-based tour operators and travel agents. *Tourism Management*, 22(1), 1–9.
- Bass, B. M., & Avolio, B. J. (1994). *Improving organisational effectiveness through transformational leadership*. Thousand Oaks, CA: Sage.
- Boal, K., & Hooijberg, R. (2001). Strategic leadership research: Moving on. *Leadership Quarterly*, 11(4), 515–549.
- Brown, K. M., & Anfara, V. A. (2003). Paving the way for Change: Visionary leadership in action at the middle level. *Jr. NASSP Bulletin*, 87(635), 16–34.
- Brown, M. E., Treviño, L. K., & Harrison, D. A. (2005). Ethical leadership: A social learning perspective for construct development and testing. *Organisational Behaviour and Human Decision Processes*, 97(2), 117–134.
- Bushra, F., Ahmad, U., & Naveed, A. (2011). Effect of transformational leadership on employees' job satisfaction and organisational commitment in banking sector of Lahore (Pakistan). *International Journal of Business and Social Science*, 2(18), 261–267.
- Cheema, S., Akram, A., & Javed, F. (2015). Employee engagement and visionary Leadership: Impact on customer and employee satisfaction. *Journal of Business Studies Quarterly*, 7(2), 139–148.
- Chin, W. W., Thatcher, J. B., & Wright, R. T. (2012). Assessing common method bias: Problems with the ULMC technique. *MIS Quarterly*, 36(3), 1003–1019.
- Cicero, L., & Pierro, A. (2007). Charismatic leadership and organisational outcomes: The mediating role of employees' work-group identification. *International Journal of Psychology*, 42(5), 297–306.
- Colton, D. L. (1985). Vision. *National Forum*, 65(2), 33–35.
- Conger, J. A., Kanungo, R. N., & Menon, S. T. (2000). Charismatic leadership and follower effects. *Journal of Organisational Behaviour*, 21(7), 747–767.
- Cox, A., Hannif, Z., & Rowley, C. (2014). Leadership styles and generational effects: Examples of US companies in Vietnam. *The International Journal of Human Resource Management*, 25(1), 1–22.
- Cullen, J. B., Parboteeah, K. P., & Victor, B. (2003). The effects of ethical climates on organisational commitment: A two-study analysis. *Journal of Business Ethics*, 46(2), 127–141.
- Devie, D., Semuel, H., & Siagian, H. (2015). The different impact between transformational leadership and transactional leadership on competitive advantage. *Journal of Progressive Research in Social Sciences*, 3(1), 146–153.
- Dharmika, K. A. S. (2016). Visionary Leadership and Organisational Commitment: The Mediating Effect of Leader Member Exchange (LMX). *Wayamba Journal of Management*, 4(1), 1–10.
- Dhar, R. L. (2016). Ethical leadership and its impact on service innovative behaviour: The role of LMX and job autonomy. *Tourism Management*, 57(2016), 139–148.
- Egyptian Ministry of Tourism. (2015). *Egyptian tourism statistics*. Egyptian Ministry of Tourism. Available at: <http://www.tourism.gov.eg/Pages/TourismIndicators.aspx> (Accessed February 25, 2017).
- Egyptian Travel Agents Association. (2016). *Agencies directory (2015-2016)*. Cairo, Egypt: ETAA, Ministry of tourism.
- El-Gohary, H. (2012). Factors affecting E-Marketing adoption and implementation in tourism firms: An empirical investigation of Egyptian small tourism organisations. *Tourism Management*, 33(5), 1256–1269.
- Evermann, J., & Tate, M. (2016). Assessing the predictive performance of structural equation model estimators. *Journal of Business Research*, 69(10), 4565–4582.
- Galup, S. D., Klein, G., & Jiang, J. J. (2008). The impacts of job characteristics on IS employee satisfaction: A comparison between permanent and temporary employees. *Journal of Computer Information Systems*, 48(4), 58–68.
- Ghahroodi, H. K., Mohd, M. Z. B. T. S., & Ghorban, Z. S. (2013). Examining ethical leadership and its impacts on the followers' behavioural outcomes. *Asian Social Science*, 9(3), 91–96.
- Gioia, D. A., & Thomas, J. B. (1996). Identity, image, and issue interpretation: Sensemaking during strategic change in academia. *Administrative Science Quarterly*, 41(3), 370–403.
- Gordijn, E. H., & Stapel, D. A. (2008). When controversial leaders with charisma are effective: The influence of terror on the need for vision and impact of mixed attitudinal messages. *European Journal of Social Psychology*, 38(3), 389–411.
- Hair, J. F., Hult, G. T. M., Ringle, C. M., & Sarstedt, M. (2017). *A primer on partial least squares structural equation modeling (PLS-SEM)* (2nd ed.). Thousand Oaks, CA: Sage.
- Hair, J., Matthews, L., Matthews, R., & Sarstedt, M. (2017). PLS-SEM or CB-SEM: Updated guidelines on which method to use. *International Journal of Multivariate Data Analysis* (in press).
- Hair, J. F., Ringle, C. M., & Sarstedt, M. (2011). PLS-SEM: Indeed a silver bullet. *Journal of Marketing Theory and Practice*, 19(2), 139–152.
- Henseler, J., Ringle, C. M., & Sinkovics, R. R. (2009). The use of partial least squares path modeling in international marketing. In *New challenges to international marketing* (pp. 277–319). Emerald Group Publishing Limited.
- Hilmi, N., Safa, A., Reynaud, S., & Allemand, D. (2012). *Coral reef and tourism in Egypt's*.
- Ho, N. T. T., Ross, H., & Coutts, J. (2016). The Influence of Leadership in Fisheries Co-Management: The Case of Tam Giang Lagoon, Vietnam. *Society and Natural Resources*, 29(12), 1405–1420.
- House, R. (1977). A 1976 theory of charismatic leadership. In J. G. Hunt, & L. L. Larson (Eds.), *Leadership: The cutting edge* (pp. 189–207). Carbondale, IL: Southern Illinois University Press.
- House, R. J., Spangler, W. D., & Woycke, J. (1991). Personality and charisma in the US presidency: A psycho-logical theory of leader effectiveness. *Administrative Science Quarterly*, 36(3), 364–396.
- Jarvis, C. B., Mackenzie, S. B., & Podsakoff, P. M. (2003). A critical review of construct indicators and measurement model misspecification in marketing and consumer research. *Journal of Consumer Research*, 30(2), 199–218.
- Javed, M., Balouch, R., & Hassan, F. (2014). Determinants of Job Satisfaction and its impact on Employee performance and turnover intentions. *International Journal of Learning and Development*, 4(2), 120–140.
- Jing, F. F., & Avery, G. C. (2008). Missing links in understanding the relationship between leadership and organisational performance. *The International Business and Economics Research Journal*, 7(5), 67–78.
- Jyoti, J., & Bhau, S. (2016). Empirical investigation of moderating and mediating variables in between transformational leadership and related outcomes: A study of higher education sector in North India. *International Journal of Educational Management*, 30(6), 1123–1149.
- Keskes, I. (2014). Relationship between leadership styles and dimensions of employee organisational commitment: A critical review and discussion of future directions. *Intangible Capital*, 10(1), 26–51.
- Ketkar, S., Kock, N., Parente, R., & Verville, J. (2012). The impact of individualism on buyer–supplier relationship norms, trust and market performance: An analysis of data from Brazil and the U.S.A. *International Business Review*, 21(5), 782–793.
- Kim, W. G., & Brymer, R. A. (2011). The effects of ethical leadership on manager job satisfaction, commitment, behavioural outcomes, and firm performance. *International Journal of Hospitality Management*, 30(4), 1020–1026.
- Kock, N., & Lynn, G. S. (2012). Lateral collinearity and misleading results in variance-based SEM: An illustration and recommendations. *Journal of the Association for Information Systems*, 13(7), 25–38.
- Leat, M., & El-Kot, G. (2007). HRM practices in Egypt: The influence of national context? *The International Journal of Human Resource Management*, 18(1), 147–158.
- Lian, H., Brown, D. J., Tanzer, N. K., & Che, H. (2011). Distal charismatic leadership and follower effects: An examination of Conger and Kanungo's conceptualization of charisma in China. *Leadership*, 7(3), 251–273.
- Lok, P., & Crawford, J. (2004). The effect of organisational culture and leadership style on job satisfaction and organisational commitment: A cross-national comparison. *Journal of Management Development*, 23(4), 321–338.
- Lowe, K. B., Kroeck, K. G., & Sivasubramaniam, N. (1996). Effectiveness correlates of transformational and transactional leadership: A meta-analytic review of the MLQ literature. *The Leadership Quarterly*, 7(3), 385–425.
- Lowry, P. B., & Gaskin, J. (2014). Partial least squares (PLS) structural equation modeling (SEM) for building and testing behavioural causal theory: When to choose it and how to use it. *Professional Communication, IEEE Transactions on*, 57(2), 123–146.
- Mackenzie, S. B., Podsakoff, P. M., & Podsakoff, N. P. (2011). Construct measurement and validation procedures in MIS and behavioural research: Integrating new and existing techniques. *MIS Quarterly*, 35(2), 293–334.
- Markos, S., & Sridevi, M. S. (2010). Employee engagement: The key to improving performance. *International Journal of Business and Management*, 5(12), 89–96.
- McCann, J. T., Graves, D., & Cox, L. (2014). Servant leadership, employee satisfaction, and organisational performance in rural community hospitals. *International Journal of Business and Management*, 9(10), 28–41.
- McKenna, B., Rooney, D., & Boal, K. (2009). Wisdom principles as a meta-theoretical basis for evaluating leadership. *The Leadership Quarterly*, 20(2), 177–190.
- Meindl, J. R. (1993). Visionary leadership. *The Leadership Quarterly*, 4(3–4), 398–401.
- Michaelis, B., Stegmaier, R., & Sonntag, K. (2009). Affective commitment to change and innovation implementation behaviour: The role of charismatic leadership and employees' trust in top management. *Journal of Change Management*, 9(4), 399–417.
- Mohammed, U. D., Yusuf, M. O., Sanni, I. M., Ifeyinwa, T. N., Bature, N. U., & Kazeem, A. O. (2014). The relationship between leadership styles and employees' performance in organisations (a study of selected business organisations in federal capital Territory, abuja Nigeria). *European Journal of Business and Management*, 6(22), 1–11.
- Mosadeghrad, A. M., & Ferdosi, M. (2013). Leadership, job satisfaction and organisational commitment in healthcare sector: Proposing and testing a model.

- Materia Socio-medica*, 25(2), 121–126.
- Munir, R. I. S., Rahman, R. A., Malik, A. M. A., & Ma'amor, H. (2012). Relationship between transformational leadership and employees' job satisfaction among the academic staff. *Procedia-social and Behavioural Sciences*, 65(2012), 885–890.
- Nanjundeswaraswamy, T. S., & Swamy, D. R. (2014). Leadership styles. *Advances in Management*, 7(2), 57–62.
- Naseem, A., Sheikh, S. E., & Malik, K. P. (2011). Impact of employee satisfaction on success of organisation: Relation between customer experience and employee satisfaction. *International Journal of Multidisciplinary Sciences and Engineering*, 2(5), 41–46.
- Neubert, M. J., Carlson, D. S., Kacmar, K. M., Roberts, J. A., & Chonko, L. B. (2009). The virtuous influence of ethical leadership behaviour: Evidence from the field. *Journal of Business Ethics*, 90(2), 157–170.
- Nowadike, F. (2011). Transformational Leadership: Cultural Contexts and Educational Impact, Case of Africa. The International Symposium on Cultural Diplomacy in the USA Washington DC.
- Ojokuku, R. M., Odetayo, T. A., & Sajuyigbe, A. S. (2012). Impact of leadership style on organisational performance: A case study of Nigerian banks. *American Journal of Business and Management*, 1(4), 202–207.
- Pan, F. C. (2015). Practical application of importance-performance analysis in determining critical job satisfaction factors of a tourist hotel. *Tourism Management*, 46(2015), 84–91.
- Parco-Tropicales, M., & de Guzman, A. B. (2014). A structural equation model (SEM) of the impact of transformational, visionary, charismatic and ethical leadership styles on the development of wise leadership among Filipino private secondary school principals. *Asia Pacific Education Review*, 15(4), 547–559.
- Peng, D. X., & Lai, F. (2012). Using partial least squares in operations management research: A practical guideline and summary of past research. *Journal of Operations Management*, 30(6), 467–480.
- Podsakoff, P. M., MacKenzie, S. B., Moorman, R. H., & Fetter, R. (1990). Transformational leader behaviours and their effects on followers' trust in leader, satisfaction, and organisational citizenship behaviours. *The Leadership Quarterly*, 1(2), 107–142.
- Pushpakumari, M. D. (2008). The impact of job satisfaction on job performance: An empirical analysis. *In City Forum*, 9(1), 89–105.
- Rad, A. M. M., & Yarmohammadi, M. H. (2006). A study of relationship between managers' leadership style and employees' job satisfaction. *Leadership in Health Services*, 19(2), 11–28.
- Rafferty, A. E., & Griffin, M. A. (2004). Dimensions of transformational leadership: Conceptual and empirical extensions. *The Leadership Quarterly*, 15(3), 329–354.
- Riaz, A., & Haider, M. H. (2010). Role of transformational and transactional leadership on job satisfaction and career satisfaction. *Peer-reviewed and Open Access Journal*, 1(1), 29–38.
- Richter, N. F., Cepeda, G., Roldán, J. L., & Ringle, C. M. (2015). European management research using partial least squares structural equation modeling (PLS-SEM). *European Management Journal*, 33(1), 1–3.
- Richter, T., & Steiner, C. (2008). Politics, economics and tourism development in Egypt: Insights into the sectoral transformations of a neo-patrimonial rentier state. *Third World Quarterly*, 29(5), 939–959.
- Ringle, C. M., Wende, S., & Becker, J.-M. (2016). *SmartPLS 3*. Boenningstedt. SmartPLS GmbH <http://www.smartpls.com>.
- Saari, L. M., & Judge, T. A. (2004). Employee attitudes and job satisfaction. *Human Resource Management*, 43(4), 395–407.
- Saleem, H. (2015). The impact of leadership styles on job satisfaction and mediating role of perceived organisational politics. *Social and Behavioural Sciences*, 172(2015), 563–569.
- Sarros, J. C., Cooper, B. K., & Santora, J. C. (2008). Building a climate for innovation through transformational leadership and organisational culture. *Journal of Leadership and Organisational Studies*, 15(2), 145–158.
- Sarstedt, M., Hair, J. F., Ringle, C. M., Thiele, K. O., & Gudergan, S. P. (2016). Estimation issues with PLS and CBSEM: Where the bias lies! *Journal of Business Research*, 69(10), 3998–4010.
- Sarstedt, M., Ringle, C. M., Smith, D., Reams, R., & Hair, J. F. (2014). Partial least squares structural equation modeling (PLS-SEM): A useful tool for family business researchers. *Journal of Family Business Strategy*, 5(1), 105–115.
- Shamir, B., House, R. J., & Arthur, M. B. (1993). The motivational effects of charismatic leadership: A self-concept based theory. *Organisation Science*, 4(4), 577–594.
- Shibru, B., & Darshan, G. M. (2011). Effects of transformational leadership on subordinate job satisfaction in leather companies in Ethiopia. *International Journal of Business Management and Economic Research*, 3(5), 284–296.
- Sim, A. B., & Yap, T. H. (1997). Strategy types in Malaysian industrial companies. *Malaysian Management Review*, 32(4), 1–10.
- Somani, A., & Krishnan, V. R. (2004). Impact of charismatic leadership and job involvement on corporate image building. *Management and Labour Studies*, 29(1), 7–19.
- Sosik, J. J., & Dinger, S. L. (2007). Relationships between leadership style and vision content: The moderating role of need for social approval, self-monitoring, and need for social power. *The Leadership Quarterly*, 18(2), 134–153.
- Sousa-Poza, A. (2000). Well-being at work. A cross-national analysis of the levels and determinants of job satisfaction. *The Journal of Socio-economics*, 29(6), 517–538.
- Sultan, S., Kanwal, F., & Gul, S. (2015). Factors of perceived organisational Politics: An analysis of what contributes the most? *Pakistan Journal of Commerce and Social Sciences*, 9(3), 999–1011.
- Sun, Y., Gergen, E., Avila, M., & Green, M. (2016). Leadership and job Satisfaction: Implications for leaders of accountants. *American Journal of Industrial and Business Management*, 6(2016), 268–275.
- Vlachos, P. A., Panagopoulos, N. G., & Rapp, A. A. (2013). Feeling good by doing good: Employee CSR-induced attributions, job satisfaction, and the role of charismatic leadership. *Journal of Business Ethics*, 118(3), 577–588.
- Voon, M. L., Lo, M. C., Ngui, K. S., & Ayob, N. B. (2011). The influence of leadership styles on employees' job satisfaction in public sector organisations in Malaysia. *International Journal of Business, Management and Social Sciences*, 2(1), 24–32.
- Wachira, T., Kalai, J. M., & Tanui, K. E. (2013). Relationship between demographic characteristics and leadership styles among teachers job satisfaction in primary schoolskenya: A case of Nakuru county. *International Journal of Science and Research*, 5(10), 19–24.
- Wang, C. J., Tsai, H. T., & Tsai, M. T. (2014). Linking transformational leadership and employee creativity in the hospitality industry: The influences of creative role identity, creative self-efficacy, and job complexity. *Tourism Management*, 40(2014), 79–89.
- Webster, J. (2003). An exploratory analysis of a self-assessed wisdom scale. *Journal of Adult Development*, 10(1), 13–22.
- Wilson, B. R. (1975). *The noble savages: The primitive origins of charisma and its contemporary survival*. Berkeley: University of California Press.
- Yeh, C. M. (2013). Tourism involvement, work engagement and job satisfaction among frontline hotel employees. *Annals of Tourism Research*, 42, 214–239.
- Yirik, S., & Baltacı, F. (2014). The effect of leadership behaviour on job satisfaction: A research on four and five star hotels' employees in alanya. *Asian Academic Research Journal of Social Science and Humanities*, 1(26), 102–120.
- Yukl, G. (1999). An evaluation of conceptual weaknesses in transformational and charismatic leadership theories. *The Leadership Quarterly*, 10(2), 285–305.
- Yun, S., Cox, J., Sims, H. P., Jr., & Salam, S. (2007). Leadership and teamwork: The effects of leadership and job satisfaction on team citizenship. *International Journal of Leadership Studies*, 2(3), 171–193.
- Zehir, C., Erdogan, E., & Basar, D. (2011). The relationship among charismatic leadership, ethical climate, job satisfaction and organisational commitment in companies. *Journal of Global Strategic Management*, 5(2), 49–59.



Dr Mohamed Yacine Haddoud is a Lecturer in International Business Management at Plymouth University and a Fellow of the Higher Education Academy in the UK. His research interests include small business management, entrepreneurship education and behaviour, international entrepreneurship and fuzzy-set analysis. Mohamed published several articles in the *Journal of Enterprise and Small Business Development*, *Strategic Change Journal* and the *International Journal of Innovation Management*. He currently acts as a Chair of the International Entrepreneurship track in the Institute of Small Business and Entrepreneurship.



Dr Ahmed Elbaz holds a PhD of Tourism and Hospitality from the UK, Plymouth Business School, Plymouth University. He is a lecturer at the Faculty of Tourism and Hotels, University of Sadat City, Egypt. His research interests are: tourism actor-networks, leadership in tourism, knowledge transfer, collaboration, environmental protection, sustainable livelihood, poverty reduction, sustainable tourism development, governance in developing countries, and Structural Equation Modelling (SEM) CB-SEM and PLS-SEM analysis in tourism.

این مقاله، از سری مقالات ترجمه شده رایگان سایت ترجمه فا میباشد که با فرمت PDF در اختیار شما عزیزان قرار گرفته است. در صورت تمایل میتوانید با کلیک بر روی دکمه های زیر از سایر مقالات نیز استفاده نمایید:

لیست مقالات ترجمه شده ✓

لیست مقالات ترجمه شده رایگان ✓

لیست جدیدترین مقالات انگلیسی ISI ✓

سایت ترجمه فا ؛ مرجع جدیدترین مقالات ترجمه شده از نشریات معتبر خارجی